

## EXECUTIVE BOARD of DIRECTORS

Kurt Dettman - President  
James Perry - President - elect  
Ron Finlay - Past President  
Tom Peterson - Secretary/Treasurer  
Joe Gildner - Director & President Region 1  
Lindy Patterson - Director & President Region 2  
Steven Goldstein - Director & President Region 3  
**Executive Director:** Ann Russo  
**Communications Coordinator:** Nichole Thompson  
**Accounting and Finance Admin. & Membership Coordinator:** Kim Peterson

## REGION ONE (US & CANADA) BOARD of DIRECTORS

Joe Gildner - President  
Paul Carter - President - elect  
Ferdie Fourie - Past President  
Felix Peguero - Treasurer  
Kenneth Roberts - Director  
Gerald McEniry - Director  
**Region 1 Admin. Coordinator:** Kim Peterson  
Matthew Michalak - Director  
Elizabeth Tippin - Director

## REGION TWO (ALL OTHER COUNTRIES) BOARD of DIRECTORS

Lindy Patterson - President  
Julio Bueno - President - elect  
Murray Armes - Past President  
Xavier Leynaud - Treasurer  
Yasemin Cetinel - Director  
Augusto Figueiredo - Director  
Dr. Sarwono Hardjomuljadi - Director  
Patrizia Palmitessa-Savric - Director  
**Region 2 Admin. Coordinator & Special Projects:** Amy Avery  
Peter Collie - Director  
Leo Grutters - Director  
Geoffrey Smith - Director  
Adriana Spassova - Director

## REGION THREE (AUSTRALIA & NEW ZEALAND) BOARD of DIRECTORS

Steven Goldstein - President  
Doug Jones - Past President  
Allan McLennan - Vice President  
Barry Tozer - Treasurer  
Ron Finlay - Secretary  
Stephen Callaghan - Director  
Lindsay Le Compte - Director  
Richard Kell - Director  
**Region 3 Admin. Coordinator:** Jennifer Foreman  
Graeme Peck - Director  
Graeme Christie - Director  
Peer Dalland - Director  
Brian Millar - Director  
Ian McIntyre - Director



# 2018 Annual Report



## May 2019

DISPUTE RESOLUTION BOARD FOUNDATION  
3440 Toringdon Way, Suite 205, Charlotte, NC 28277 USA  
E: [info@drb.org](mailto:info@drb.org)

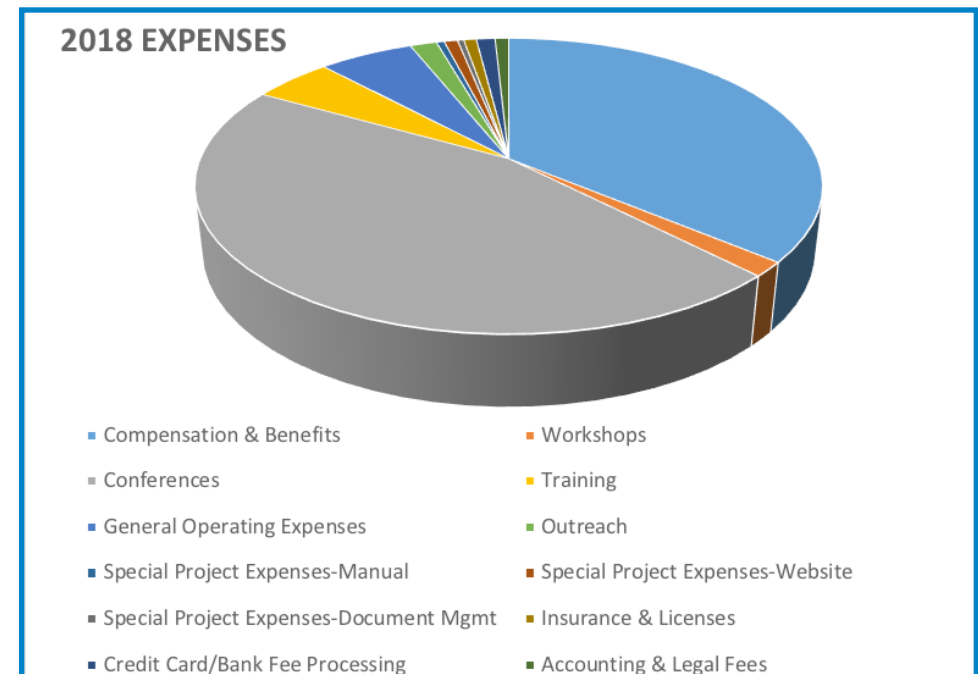
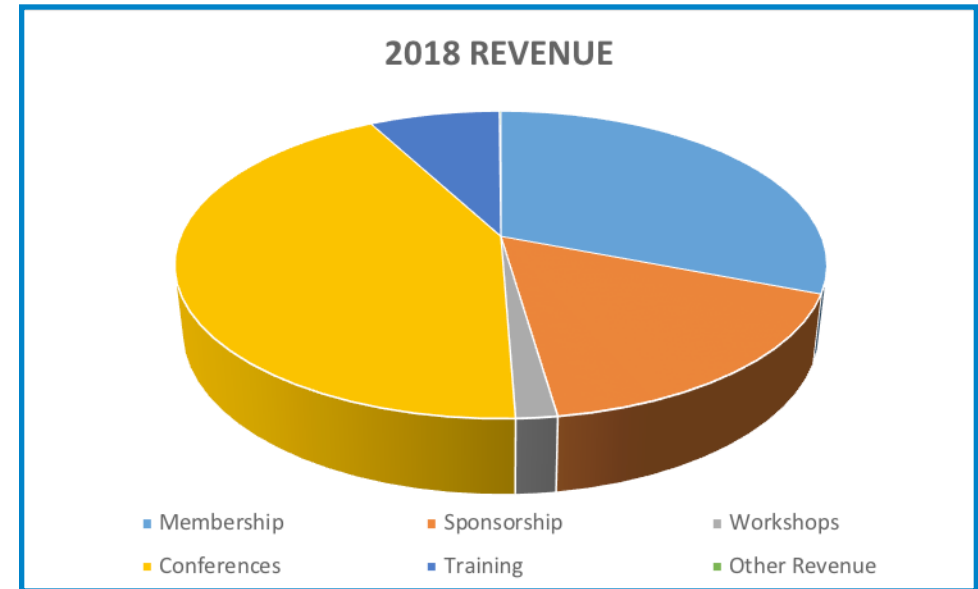
## INTRODUCTION

The Dispute Resolution Board Foundation (DRBF) is a worldwide professional association comprised of members passionate about the Dispute Board process. On behalf of the DRBF's Executive Board, it is our privilege to report to our members on the activities, successes, and challenges we face as we work towards fulfilling our mission of expanding the use of Dispute Boards for the avoidance and resolution of disputes on projects.

On the back page of this report is a list of members of the Executive Board, Regional Boards, and DRBF management as at 31 December 2018. The Boards meet monthly via electronic means and face-to-face meetings in conjunction with our major conferences.

The organization of the DRBF consists of three regions (Region 1 being North America, Region 3 being Australia and New Zealand and Region 2 being the balance of the world). Much of the work of the DRBF is conducted at regional levels, including the organization of conferences, seminars, member functions, and training sessions, as well as the outreach activities to advocate that project owners implement Dispute Boards on their projects. All members of the Boards and committees come from the membership and are all volunteers. The DRBF extends its thanks to those volunteers who give freely of their time and talents to support our work.

DRBF staff supports these volunteer efforts, as well as managing the DRBF's website, publications, communications, and membership services. 2018 was busy with conference planning, coordinating input for a new edition of the DRBF Practice & Procedures Manual, and integrating improvements to our systems and services.



Dispute Resolution Board Foundation  
**Balance Sheet**  
**FY2018**

**CATEGORY**

**ASSETS**

Current Assets	
Cash	657,680
Account Receivable	6,935
Other Current Assets	-
Total Current Assets	664,615
Fixed Assets(net of depreciation)	-
Other Assets	-
Prepaid Expenses	7,253
<b>TOTAL ASSETS</b>	<b>671,868</b>

**LIABILITIES & EQUITY**

Liabilities	
Current Liabilities	
Accounts Payable & Accrued Expenses	-
Credit Cards	25,722
Other Current Liabilities	84,416
Total Current Liabilities	110,138
<b>TOTAL LIABILITIES</b>	<b>110,138</b>

**EQUITY**

Retained Earnings	511,699
Net Income	50,031
Total Net Assets	561,730

**TOTAL LIABILITIES & NET ASSETS**  
**671,868**

Dispute Resolution Board Foundation  
**Profit & Loss**  
**FY2018**

**REVENUE**

Membership	234,645
Sponsorship	127,258
Workshops	13,031
Conferences	324,735
Training	58,559
Other Revenue	709
Prepaid Expenses	-
<b>TOTAL REVENUE</b>	<b>758,937</b>

**EXPENSES**

Compensations & Benefits	255,593
Workshops	11,249
Conferences	322,778
Training	34,859
General Operating Expen.	41,203
Outreach	11,620
Special Project Expenses - Manual	3,448
Special Project Expense - Website	5,843
Special Project Expense - Document Mgmt.	2,700
Insurance & Licenses	5,486
Credit Card/Bank Fee Processing	8,177
Accounting & Legal Fees	5,950
<b>TOTAL EXPENSES</b>	<b>708,906</b>

**NET ASSETS**

<b>Net Assets: Beginning of the Year</b>	<b>511,699</b>
<b>Less Change in Net Assets</b>	<b>(50,031)</b>

<b>Net Assets End of the Year</b>	<b>561,730</b>
-----------------------------------	----------------

**2018 RECAP**

Several new initiatives were implemented in 2018, notably the adoption of a Five-Year Strategic Plan which was finalized in March. Topics cover strategies for increasing corporate membership, expanding education and training programs, strengthening cooperation with other professional associations and industry stakeholders, and more. The Executive Board sees this plan as a structure for establishing our priorities and setting the bar for improvements to our services to all stakeholders: members, DB users, and our industry partners.

The DRBF continues to publish the Forum newsletter and regular e-Newsletters in each of the three regions. These publications keep members informed on new developments in Dispute Board implementation, explore ethical issues, present project profiles and lessons learned, and share news of events, committee activities, and more.

This Annual Report includes the DRBF 2018 Financial Report to members. The DRBF operates on a balanced budget, while maintaining an operating reserve and funds for special projects.

**FINANCIAL REPORT**

Following is the DRBF Financial Report from the Secretary/Treasurer, Tom Peterson.

The DRBF's primary revenue sources are derived from membership fees, training workshops, and conferences. In 2018, the organization realized significant revenue increases in membership, sponsorship and conferences (eight were held in 2018), and a decrease in workshops. As a result, net assets at the end of the year were up approximately 13.5% from 2017.

# CONCLUSION

The DRBF continues to maintain a stable position and has identified some of the Dispute Board process benefits members, project owners and of the DRBF Executive Board, I thank our members who donate their our growth.

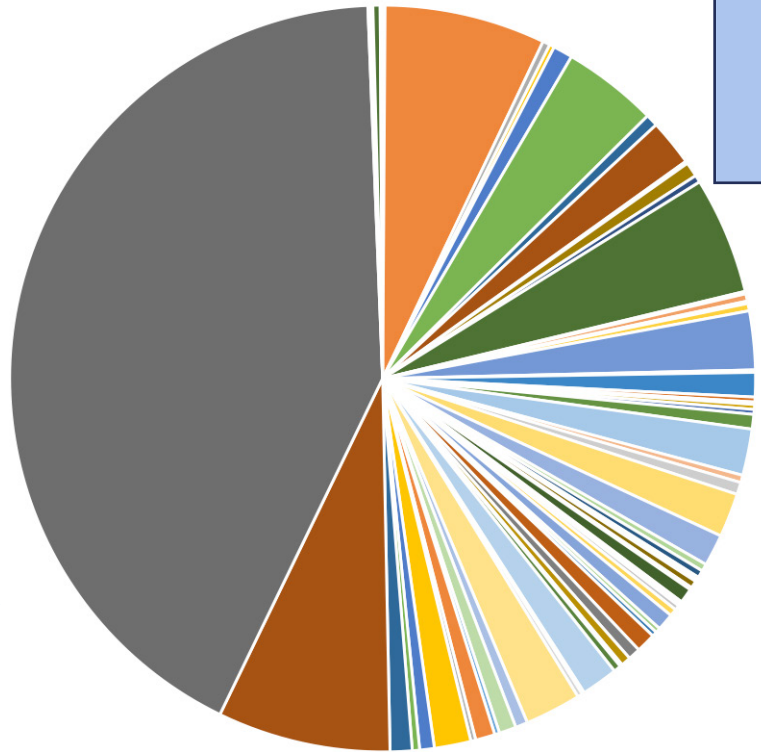
key initiatives to build on that stable base in order to grow. The expansion employers, contractors, consultants, and the industry at large. On behalf time and talents towards these initiatives. It is your dedication that fuels

Kurt Dettman

President  
May 2019



Number of Members Per Country



■ Argentina	1	■ Australia	66
■ Austria	3	■ Belgium	2
■ Botswana	8	■ Brazil	39
■ Bulgaria	5	■ Canada	19
■ Cayman Islands	1	■ Chile	6
■ China	3	■ Costa Rica	48
■ Cyprus	1	■ Ecuador	3
■ Egypt	1	■ Ethiopia	3
■ France	24	■ Georgia	1
■ Germany	10	■ Guatemala	2
■ Honduras	1	■ Hong Kong	2
■ Iceland	2	■ India	6
■ Indonesia	19	■ Iran	3
■ Ireland	5	■ Italy	18
■ Japan	13	■ Kazakhstan	3
■ Kenya	3	■ Lebanon	1
■ Macedonia	1	■ Malaysia	3
■ Mexico	1	■ Morocco	6
■ Myanmar	1	■ Namibia	1
■ Nepal	2	■ Netherlands	3
■ New Zealand	7	■ Pakistan	2
■ Panama	2	■ Peru	8
■ Philippines	5	■ Poland	4
■ Portugal	1	■ Qatar	3
■ Romania	15	■ Serbia	1
■ Singapore	2	■ South Africa	23
■ Spain	5	■ Sri Lanka	7
■ Sweden	2	■ Switzerland	8
■ Tanzania	2	■ Turkey	15
■ Uganda	6	■ Ukraine	3
■ United Arab Emirates	9	■ United Kingdom	71
■ USA	399	■ Vietnam	1
■ Wales	1	■ Zambia	3
■ Zimbabwe	1		

## 2018 Membership Graph & World Map

**Total Members: 946**

**Countries Represented: 67**